

Box 907

Key: E = Electrical shut off
W = water shut off

A= Alarm panel (located in the mechanical room of each Bldg)
S= Sprinkler shut off (Inset in wall behind FDC)



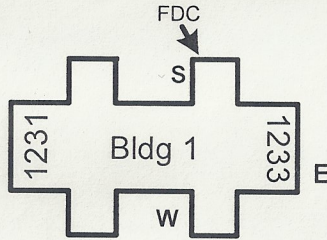
Nebraska Ave

11th St.

Floating Fountain Cr.

Trash Compactor

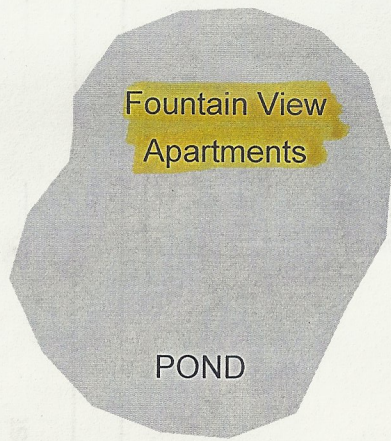
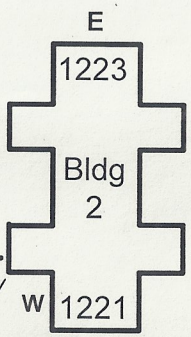
(shut off for entire property)



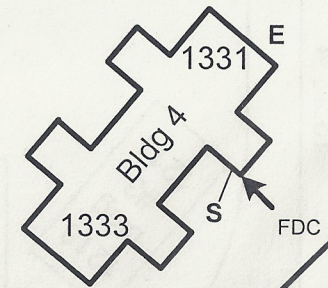
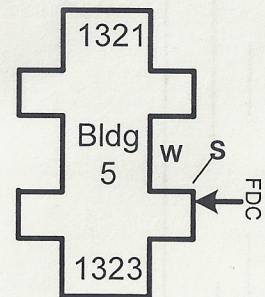
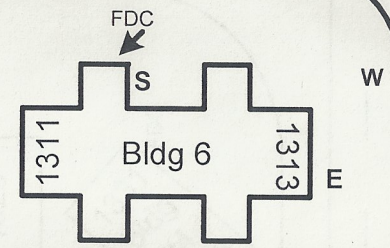
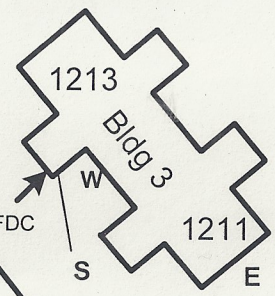
Maintenance Shop



pool



Fountain View Apartments



Floating Fountain Cr.

W (in pavement)

Lift Station

Floating Fountain Cr.

15th St.

122nd Ave

E.J. F 01/07